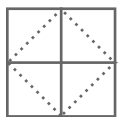


ActiveForLife.com

✂ cut along edge of game

How to fold



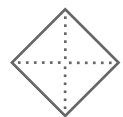
Cut the game out and place face down.



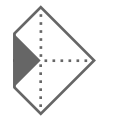
Fold all corners to the centre.



You now have a square.



Turn the square over.



Fold corners to the centre to make a small square.



Like this.



Crease the paper lengthwise and then widthwise.



Insert fingers



Start playing!

How to play

Take our active challenge.
tip: Go head to head with a friend for even more fun.

learn through
active play